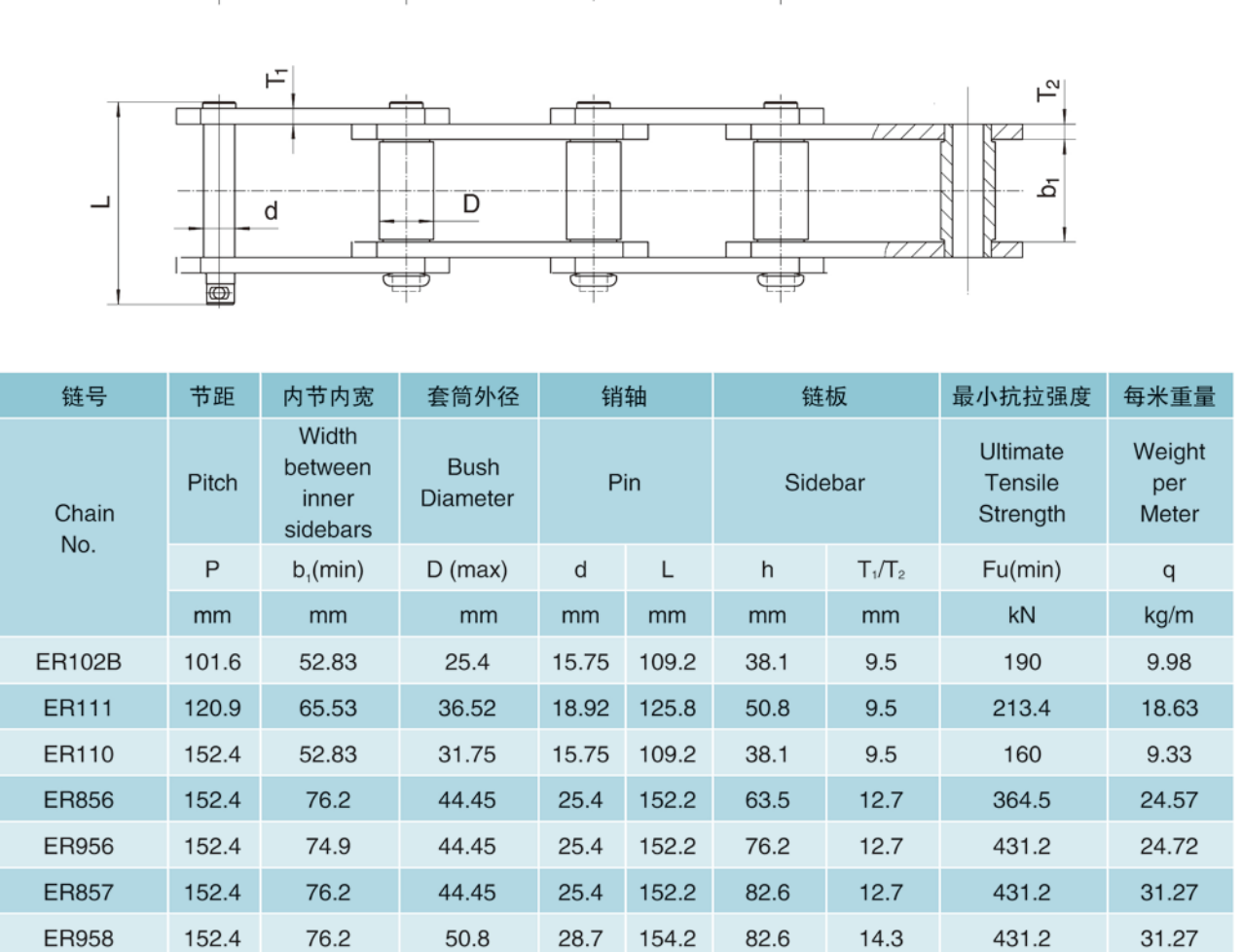




HSZY CHAIN



斗式提升机链 Bucket Elevator Chains



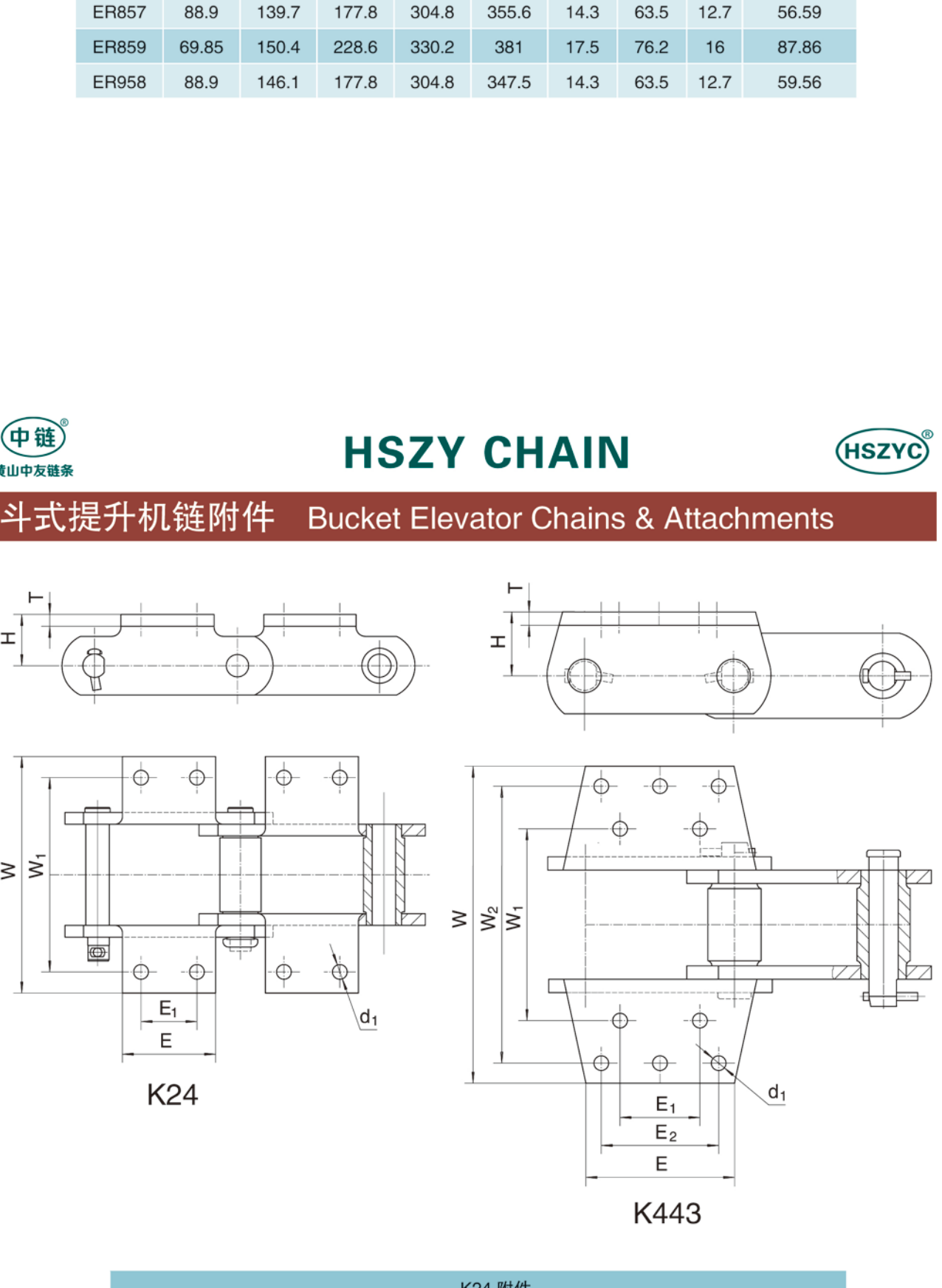
链号	节距	内节内宽	滚子外径	销轴	链板	最小抗拉强度	每米重量		
Chain No.	Pitch	Width between inner sidebars		Roller Diameter		Pin	Sidebar	Ultimate Tensile Strength	Weight Per Meter
		P	b (mm)	D(max)	d				
ER102B	101.6	52.83	25.4	15.75	109.2	38.1	9.5	190	9.98
ER111	120.9	65.53	36.52	18.92	125.8	50.8	9.5	213.4	18.63
ER110	152.4	82.83	31.75	15.75	109.2	38.1	17.5	76.2	16
ER856	152.4	76.2	44.45	25.4	152.2	63.5	12.7	364.5	24.57
ER956	152.4	74.9	44.45	25.4	152.2	62.6	12.7	431.2	24.72
ER857	152.4	76.2	44.45	25.4	152.2	63.5	12.7	364.5	24.57
ER958	152.4	76.2	60.8	28.7	154.2	62.6	14.3	431.2	31.27
ER859	152.4	95.2	60.45	31.75	193.5	101.6	16	689	50.63
ER864	177.8	95.25	60.45	31.75	193.5	101.6	16	689	49.14
ER984	177.8	92.25	63.5	35.1	186.7	101.6	15.7	689	49.14



HSZY CHAIN



斗式提升机链附件 Bucket Elevator Chains & Attachments



K35 附件									
K35 Attachment									
链号	E ₁	E	W ₁	W ₂	W	d ₁	H	T	每米重量
Chain No.	mm	mm	mm	mm	mm	mm	mm	mm	Weight per meter q (kg/m)
ER856	63.5	148.3	184.2	298.5	344.4	17.5	47.8	12.7	40.06

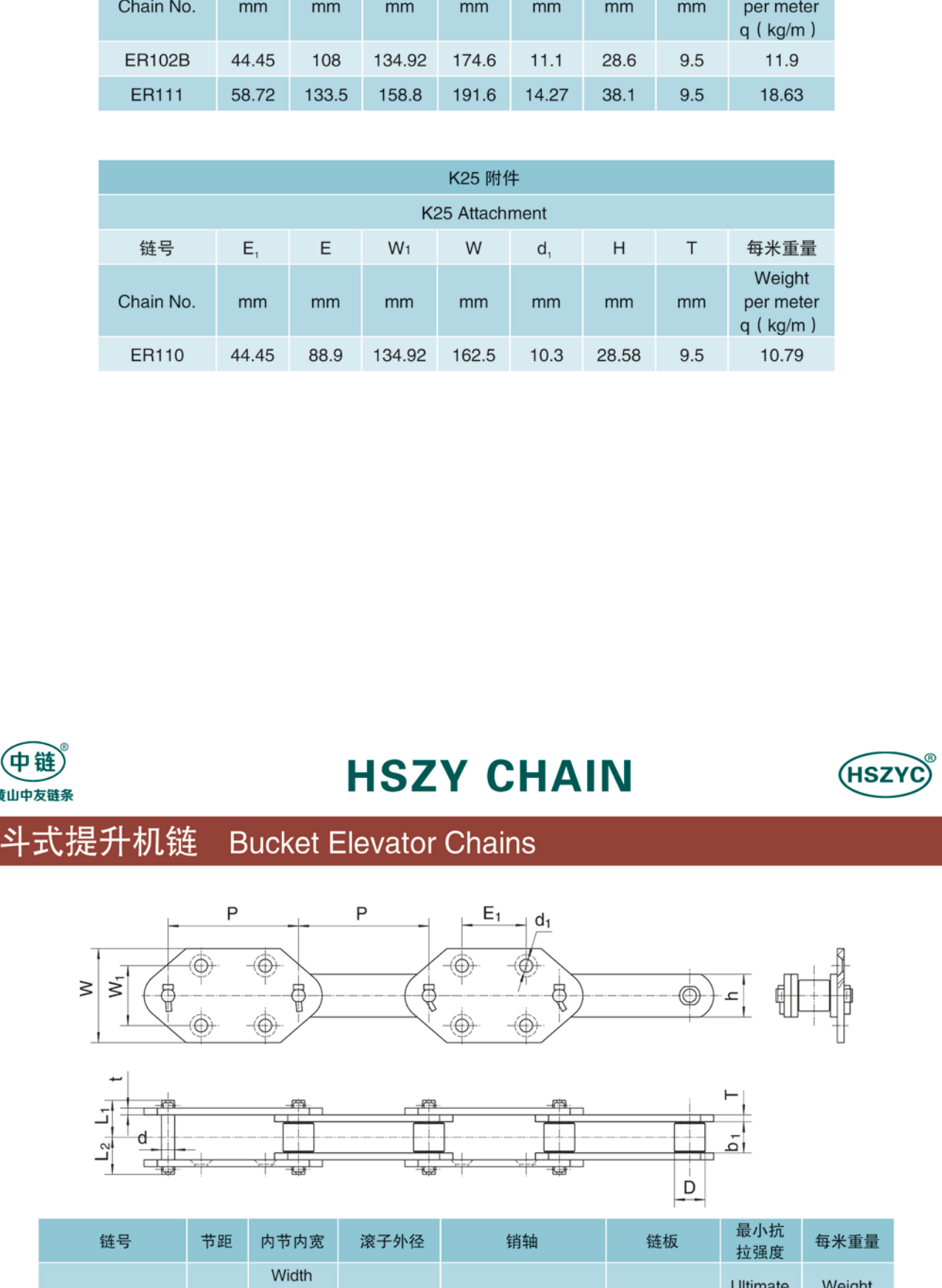
K44 附件									
K44 Attachment									
链号	E ₁	E	W ₁	W ₂	W	d ₁	H	T	每米重量
Chain No.	mm	mm	mm	mm	mm	mm	mm	mm	Weight per Meter q (kg/m)
ER857	88.9	139.7	177.8	304.8	355.6	14.3	63.5	12.7	56.59
ER859	69.85	150.4	228.6	330.2	381	17.5	76.2	16	87.86
ER958	88.9	146.1	177.8	304.8	347.5	14.3	63.5	12.7	59.56



HSZY CHAIN

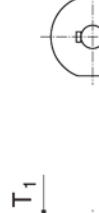


斗式提升机链附件 Bucket Elevator Chains & Attachments



K24 附件									
K24 Attachment									
链号	E ₁	E ₂	E	W ₁	W ₂	W	d ₁	T	每米重量
Chain No.	mm	mm	mm	mm	mm	mm	mm	mm	Weight per meter q (kg/m)
ER856	63.5	175.5	184.2	238.3	17.5	47.75	12.7	40.95	18.63
ER956	63.5	175.5	184.2	241.3	17.5	47.75	12.7	43.18	18.63

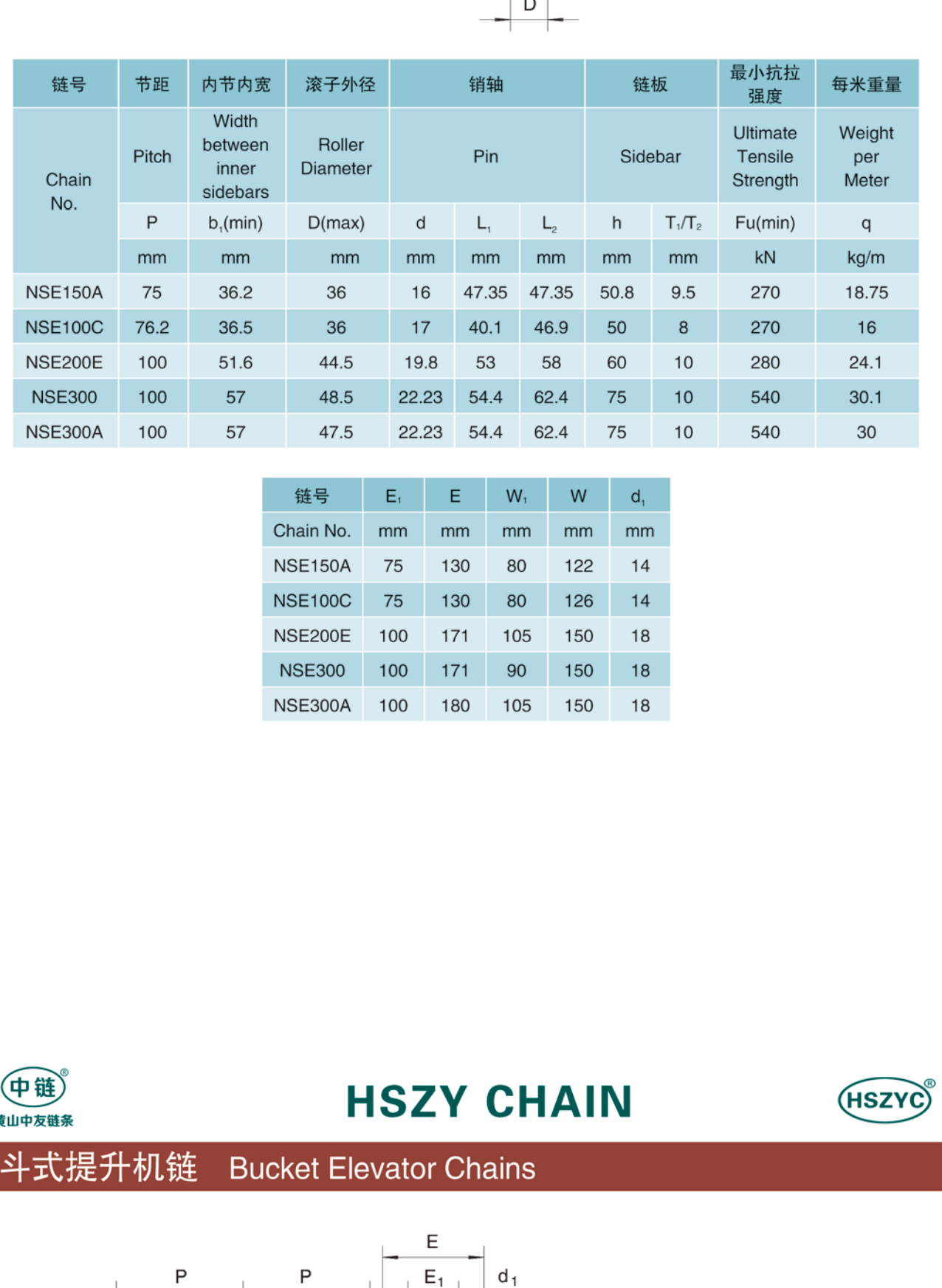
K443 附件										
K443 Attachment										
链号	E ₁	E ₂	E	W ₁	W ₂	W	d ₁	H	T	每米重量
Chain No.	mm	mm	mm	mm	mm	mm	mm	mm	mm	Weight per meter q (kg/m)
ER864	95.25	139.7	177.8	228.6	330.2	381	17.5	76.2	16	81.9
ER984	95.25	139.7	185	228.6	330.2	371	17.5	76.2	15.9	71



HSZY CHAIN



斗式提升机链附件 Bucket Elevator Chains & Attachments



K2, K22 附件									
K2, K22 Attachment									
链号	E ₁	E	W ₁	W	d ₁	H	T	每米重量	
Chain No.	mm	mm	mm	mm	mm	mm	mm	Weight per meter q (kg/m)	
ER102B	44.45	108	134.92	174.6	11.1	28.6	9.5	11.9	11.9
ER111	58.72	133.5	158.8	191.6	14.27	38.1	9.5	15.83	11.9

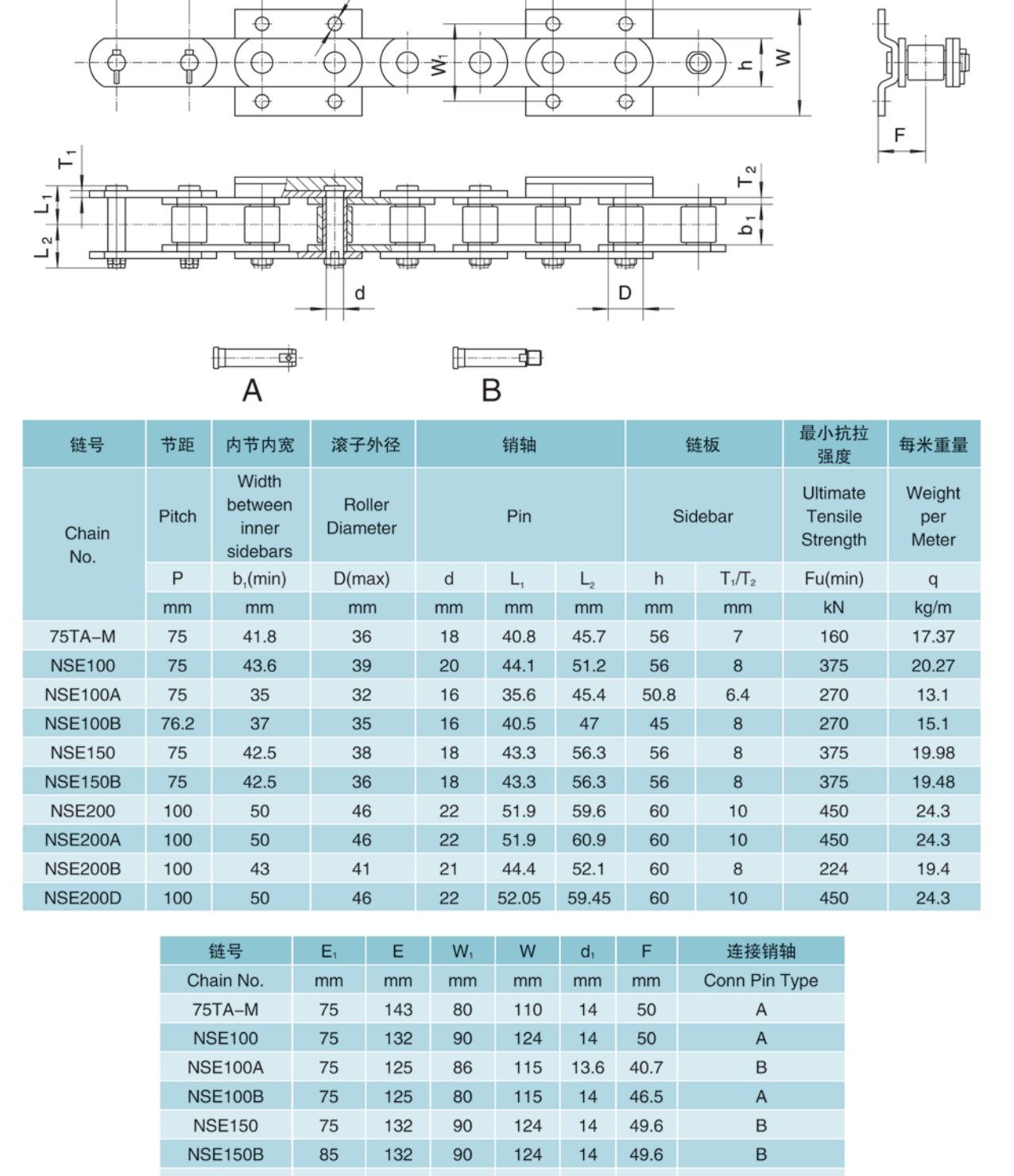
K25 附件									
K25 Attachment									
链号	E ₁	E	W ₁	W	d ₁	H	T	每米重量	
Chain No.	mm	mm	mm	mm	mm	mm	mm	Weight per meter q (kg/m)	
ER110	44.45	88.9	134.92	182.5	10.3	28.58	9.5	10.79	11.9



HSZY CHAIN



斗式提升机链 Bucket Elevator Chains



链号	节距	内节内宽	滚子外径	销轴	链板	最小抗拉强度	每米重量		
Chain No.	Pitch	Width between inner sidebars		Roller Diameter		Pin	Sidebar	Ultimate Tensile Strength	Weight Per Meter
		P	b (mm)	D(max)	d				
RS-FE15230-G4	152.4	36.5	36	15.5	45	50	8	355.7	12.17

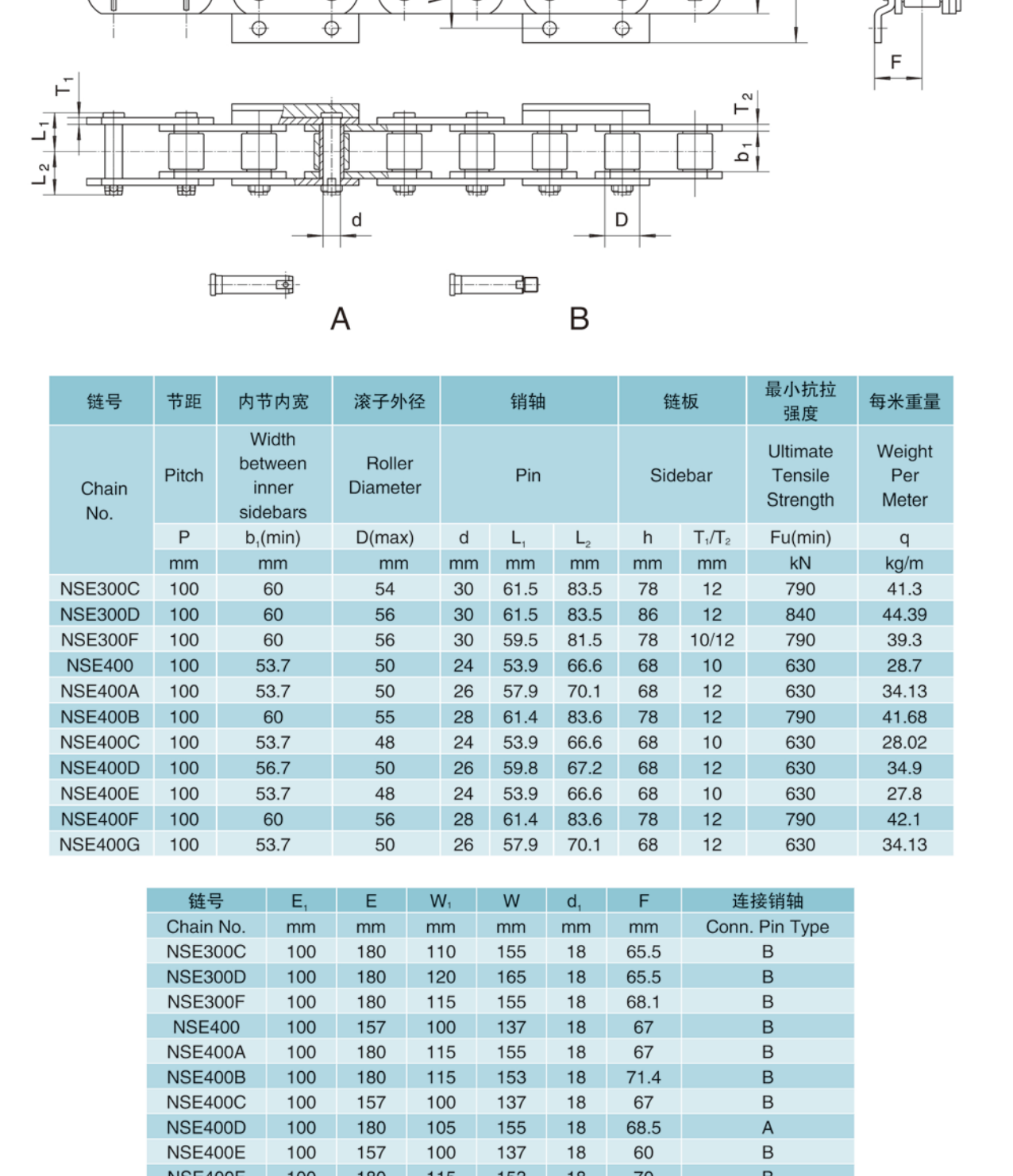
链号	节距	内节内宽	滚子外径	销轴	链板	最小抗拉强度	每米重量			
Chain No.	Pitch	Width between inner sidebars		Roller Diameter		Pin	Sidebar	Ultimate Tensile Strength	Weight Per Meter	
		P	b (mm)	D(max)	d					L ₁
NE150	200	57	48.5	22.23	60.2	66.8	65	12	315	24.4
NE300	250	76	90	35	89	89	100	16	1000	53.21
0712	250	57.4	50.8	27	56	60	82	8/10	700	20.96



HSZY CHAIN



斗式提升机链 Bucket Elevator Chains



链号	节距	内节内宽	滚子外径	销轴	链板	最小抗拉强度	每米重量			
Chain No.	Pitch	Width between inner sidebars		Roller Diameter		Pin	Sidebar	Ultimate Tensile Strength	Weight Per Meter	
		P	b (mm)	D(max)	d					L ₁
NSE150A	75	43.6	36	17	47.35	47.35	50.8	9.5	270	18.75
NSE100C	76.2	36.2	36	17	44.1	46.9	50	8	270	16
NSE200E	100	51.6	44.5	19.8	53	58	60	10	280	24.1
NSE300	100	57	48.5	22.23	64.2	62.4	75	10	540	30.1
NSE300A	100	57	47.5	22.23	64.4	62.4	75	10	540	30

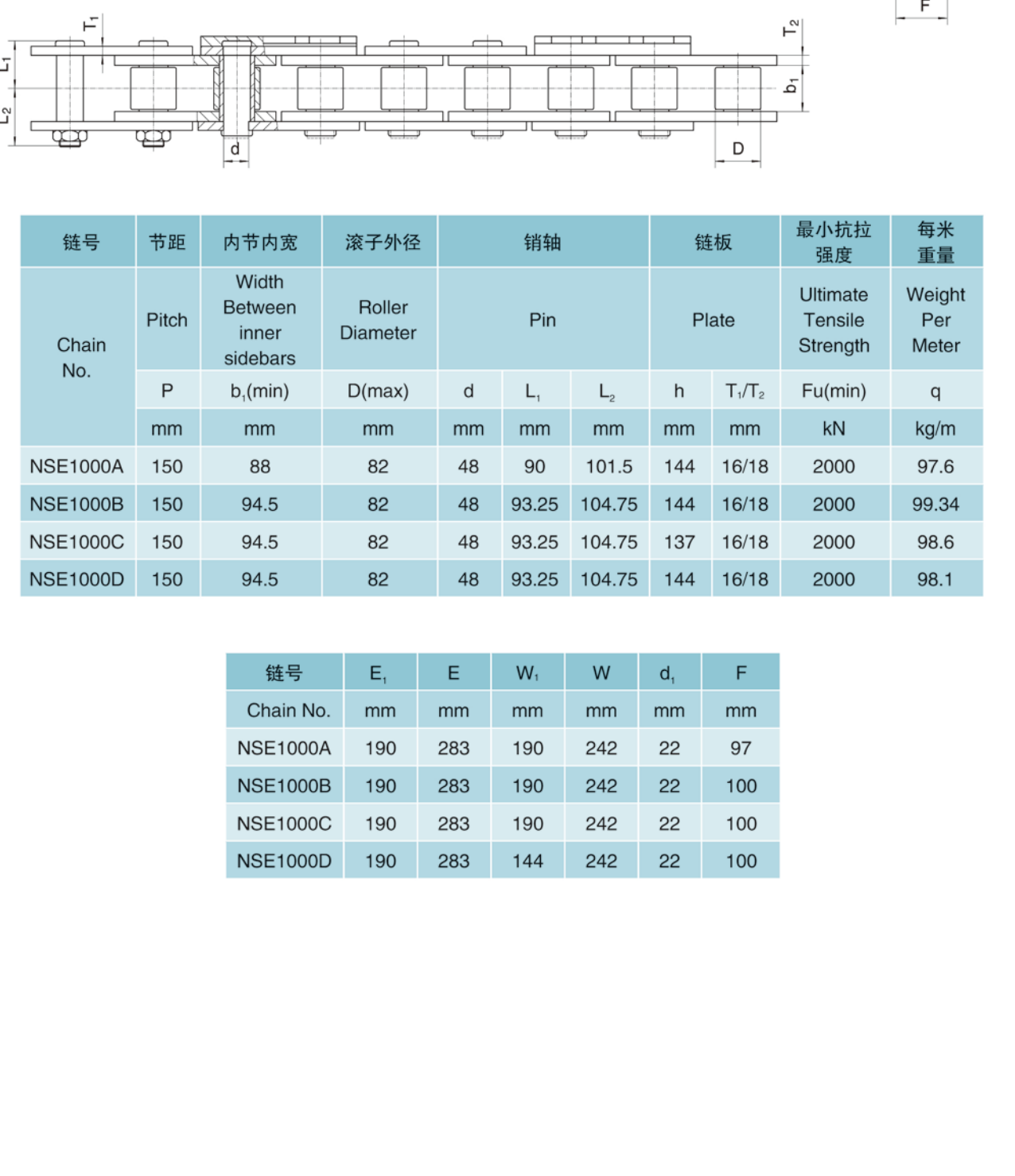
链号	E ₁	E	W ₁	W	d ₁	d ₂
Chain No.	mm	mm	mm	mm	mm	mm
NSE150A	75	130	80	122	14	
NSE200E	100	171	105	150	18	
NSE300	100	171	90	150	18	
NSE300A	100	180	105	150	18	



HSZY CHAIN



斗式提升机链 Bucket Elevator Chains



链号	节距	内节内宽	滚子外径	销轴	链板	最小抗拉强度	每米重量			
Chain No.	Pitch	Width between inner sidebars		Roller Diameter		Pin	Sidebar	Ultimate Tensile Strength	Weight Per Meter	
		P	b (mm)	D(max)	d					L ₁
M112*100TA	100	32	30	15	34	37	40	6	112	5.79
M112*150TC	150	30	29	15	32.8	36.3	40	6	200	7.57
M112*150TB	150	30	29	15	34.9	38.1	40	8	226	8.32
M112*150TD	150	35	32	15	36.1	45	46	6.4	226	9.51
SSN150A	150	42.5	38	18	43.3	56.3	56	8	375	14.43
SSN150B	150	42.5	41	18	43.3	56.3	56	8	375	14.85
SSN150C	150	54.5	50	22	52.05	59.45	60	10	450	24.43

链号	E ₁	E	W ₁	W	d ₁	F	连接销轴
Chain No.	mm	mm	mm	mm	mm	mm	Conn. Pin Type
M112*100TA	40	80	75	102	14	40	A
M112*150TB	75	100	75	102	14	40	A
M112*150TC	75	100	80	115	14	39	A
M112*150TD	75	100	80	115	14	38.5	A
M112*150TD	75	100	80	115	14	42	A
SSN150A	85	102	90	126	16	49.6	A
SSN150B	75	102	90	126	14	47.5	A
SSN150C	75	116	100	141	18	63.6	A

链号	E ₁	E	W ₁	W	d ₁	F	连接销轴
Chain No.	mm	mm	mm	mm	mm	mm	Conn. Pin Type
75TA-M	75	143	80	110	14	50	A
NSE100	75	132	90	124	14	50	A
NSE100A	75	125	86	115	13.6	40.7	B
NSE100B	75	125	80	115	14	46.5	A
NSE150	75	132	86	115	13.6	40.7	B
NSE200	100	148	100	156	18	59	A
NSE200A	100	148	100	156	18	59	A
NSE200B	100	168	100	148	18	47	A
NSE200D	100	157	100	140	18	59	A

链号	E ₁	E	W ₁	W	d ₁	F	连接销轴			
Chain No.	mm	mm	mm	mm	mm	mm	Conn. Pin Type			
100TD-M	100	47	42	21	46.3	53.7	60	8	224	20
100TD-M	100	43	42	21	44.4	55.4	60	8	224	19.1
SSN100	100	57	50.8	24	55.4	61.6	63.5	9.5	539	27.8
SSN100A	100	51	40.1	19.05	51.5	57.5	50.8	9.5	387	18.8
SSN125	125	57	50.8	24	55.4	61.6	63.5	9.5	539	24.7
SSN150C	125	51	40.1	19.05	51.5	57.5	50.8	9.5	276	17.9
GX50125	125	70	62	33	69.2	79.3	80.90	12.7	980	46.1
GX60150	150	83	72	37	75.8	85.9	100/110	12.7	1274	57.7

链号	E ₁	E	W ₁	W	d ₁	F	连接销轴
Chain No.	mm	mm	mm	mm	mm	mm	Conn. Pin Type
NSE450	125	210	110	160	18	72	B
NSE450A	125	210	120	172	18	75	A
NSE500	125	210	120	172	18	78	A
NSE500A	125	226	136	176	18	83	B
NSE500B	125	210	125	172	18	78	B
NSE500C	125	210	125	172	18	78	B
NSE500D	100	180	115	153	18	71.4	B
NSE400C	100	157	100	137	18	67	B
NSE400D	100	180	105	155	18	68.5	A
NSE400E	100	157	100	137	18	67	B
NSE400F	100	180	115	153	18	70	A
NSE							